

Using the iPad to Support Dyslexia

With each new update of the iPad's operating system (iOS), the built-in tools continue to improve. iOS 9 includes support for literacy difficulties such as dyslexia, without necessarily needing to buy additional apps. This infographic provides a snapshot of some of the built-in tools; others not mentioned here, include lower case keys, undocking the on-screen keyboard to help track writing, the facility to add external dyslexia-friendly Bluetooth keyboards to aid writing and the newly designed Notes app with text formatting options.

As well as the suggestions provided here, CALL Scotland offers many more resources, such as the 'Dyslexia Wheel of Apps', and colour

background templates for Pages as well as neutral colour backgrounds for the iPad's screen.

bit.ly/dyslexia-wheel-of-apps

bit.ly/neutral-screen-colours

bit.ly/pages-background-templates

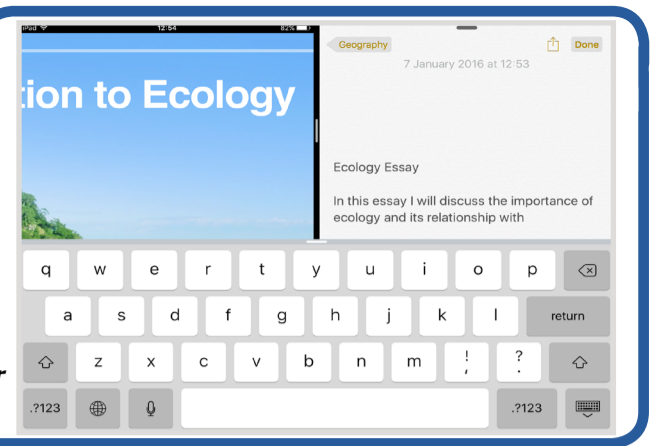
www.callscotland.org.uk



Split View

With Split View you can work on two apps and/or documents simultaneously, - useful for revision or notetaking.

(iPad Air 2 only - alternatively **Slide Over** for some older iPads).



Siri

You can use Siri to ask questions, set reminders, open apps, complete tasks, and dictate text instead of typing.

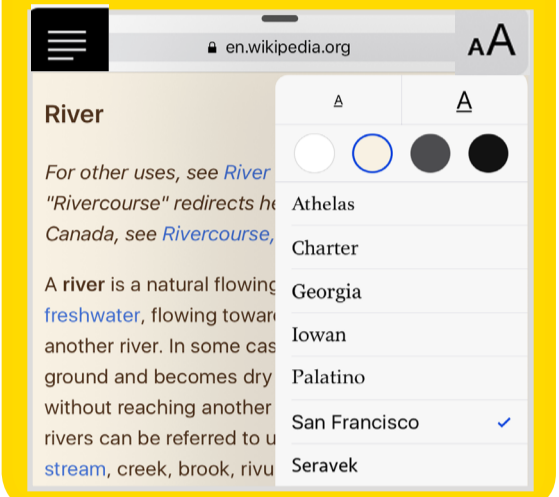
Siri Voices

Use the Siri voices - Siri Male and Siri Female - for natural sounding text-to-speech.



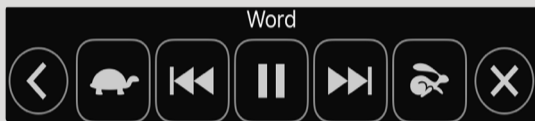
Safari Reader

Improve the readability of web pages by removing clutter - tap the black horizontal lines on the left hand side of the URL box.



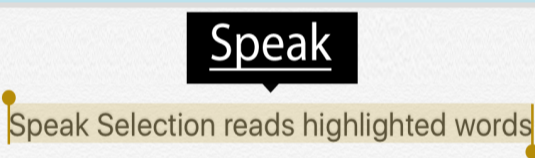
Speak Screen

Speak Screen reads content on the iPad. You can set the speaking rate and choose from different voices. Swipe down from the top with two fingers or tell Siri to 'Speak Screen'.



Speak Selection

If you don't want everything read aloud tap and hold the bits of text and Speak Selection will read it.

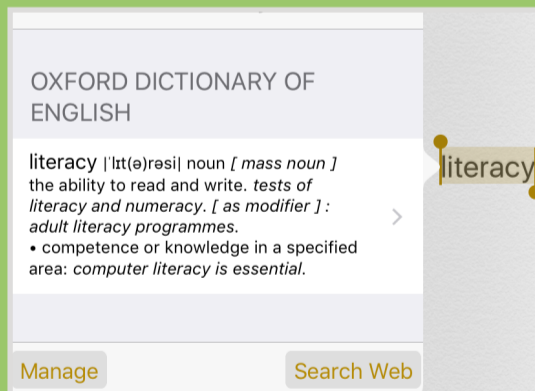


Highlighting

Follow words and sentences as they are read aloud with 'Highlighting'.

Define/Dictionary

Use Define and Dictionary to find the meaning of words.



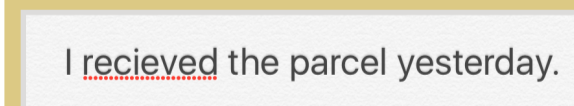
Use **Manage** to choose from a range of Dictionaries such as the English Oxford, American English Oxford, French, German, Dutch and more.

Dictionary can also help with spelling, grammar and pronunciation.



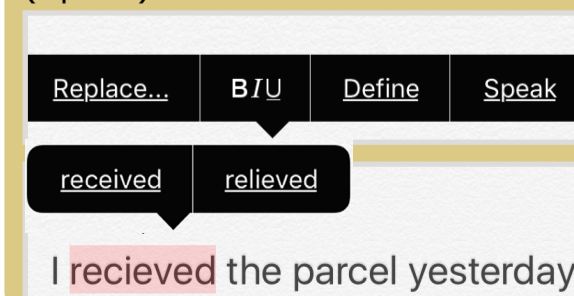
Check Spelling

Consider turning on Check Spelling (in General and Keyboards) to alert learners to spelling mistakes. Misspelt words are highlighted with a red underline.



Replace Spelling

Tap or highlight the misspelt word to replace it with a correctly spelt word. If you are unsure if the replaced word is the correct one, highlight the word to have it read aloud (Speak).



QuickType

Use QuickType to tap a word from the list of words appearing above the on-screen keyboard.



3rd Party Keyboards

You can use 3rd Party keyboards such as Keedogo, SuperKeys, Swype to aid writing and improve readability (Settings and Keyboard).

